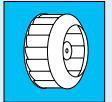
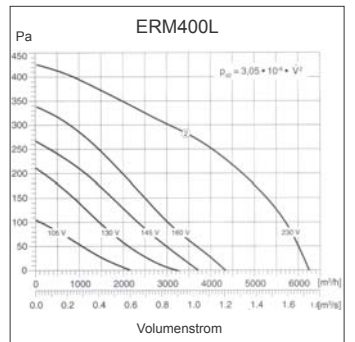
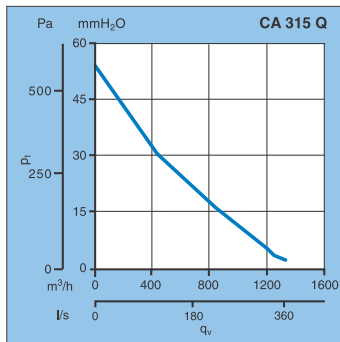
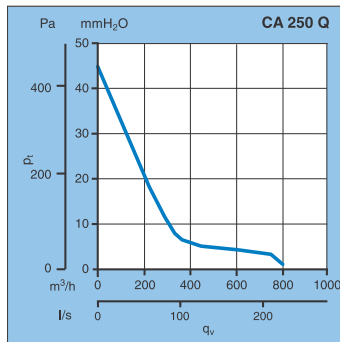
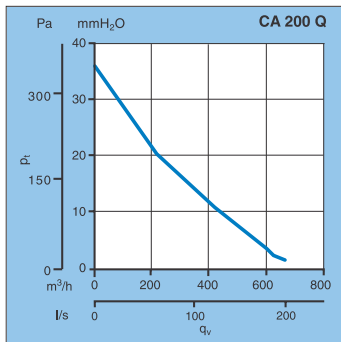
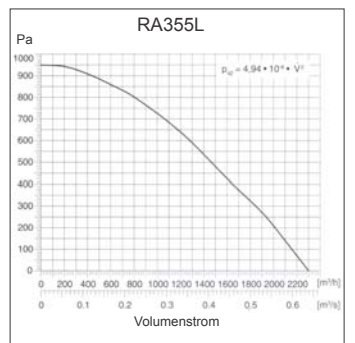
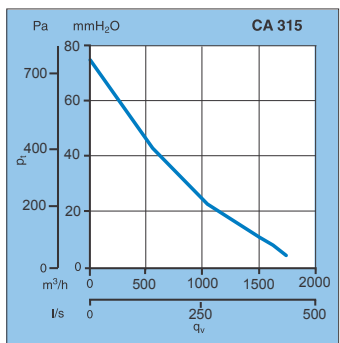
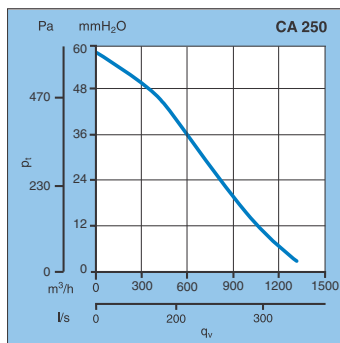
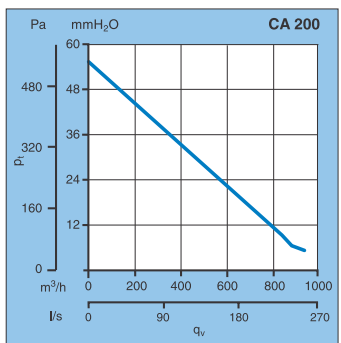
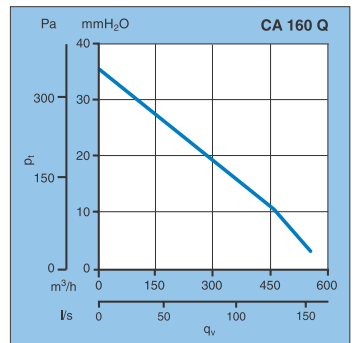
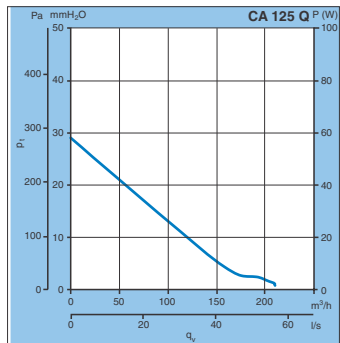
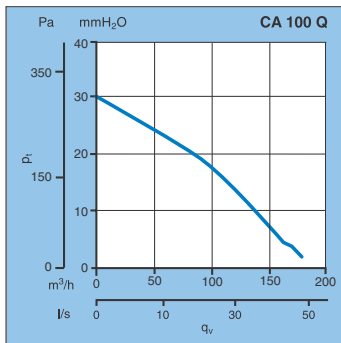
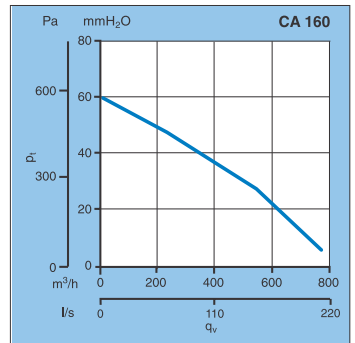
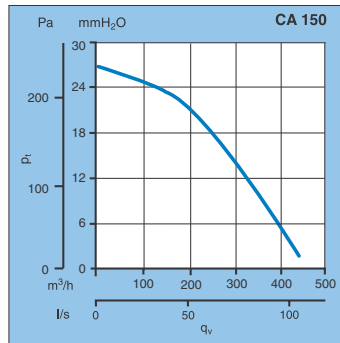
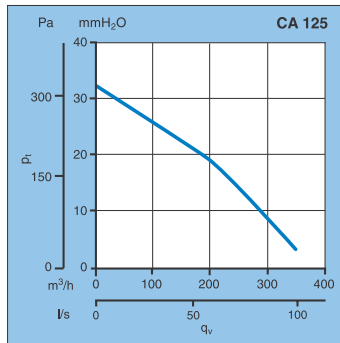
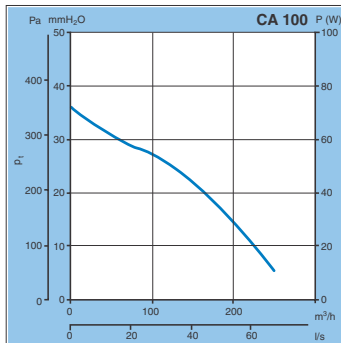


Rohrventilatoren



Zum direkten "inline" Einbau in Rohrleitungen



elektronische Drehzahlregler, stufenlos

Aufputz	E1AP	E3AP	E5AP	SCNR
Art. Nr.	208 117	208 317	208 517	12 912
Unterputz	E1UP	E3UP	E5UP	SCNRB
Art. Nr.	208 147	208 347	208 547	12 971
Spannung	230 V	230 V	230 V	230 V
Nennstrom ¹⁾	1 A	2,5 A	4,3 A	0,85 A
max. Leistung ¹⁾	120 W	280 W	510 W	200 W

Trafo-Drehzahlsteller, stufenweise

Aufputz	STW31	STW63	FDR750
Art. Nr.	229 031	229 063	8 062 021
Schaltstufen	6	6	7
Spannung	230 V	230 V	230 V
Nennstrom ¹⁾	3,15 A	6,3 A	7,5 A
max. Leistung ¹⁾	360 W	720 W	1.035 W

¹⁾ Von uns empfohlene Höchstwerte dürfen in keiner Schalterstellung überschritten werden.