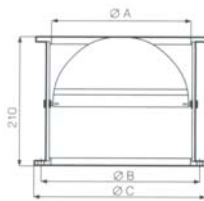


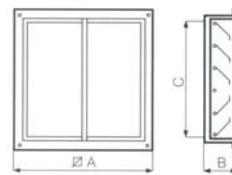
Rückschlagklappe für TR.. und TR..E

	Art. Nr.	ØA	ØB	ØC
TR-S10/15	22500	225	254	275
TR-S20/30/50	22510	330	359	380
TR-S70/100	22541	430	500	520
TR-S100/150-6P/8P	22542	570	640	660



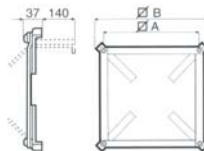
Rückschlagklappe für TR..ED

	Art. Nr.	A	B	C
TRD-S 20	22501	320	263	120
TRD-S 30	22502	385	328	120
TRD-S 50	22503	430	373	120
TRD-S 60	22504	470	413	120
TRD-S 80	22505	555	498	120



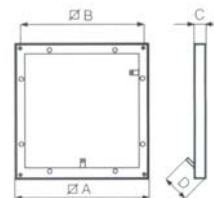
Grundrahmen für TR.. und TR..E

	Art. Nr.	A	B
TR-CU 10/15	22511	357	401
TR-CU20/30/50	22512	500	541



Grundrahmen für TR..ED

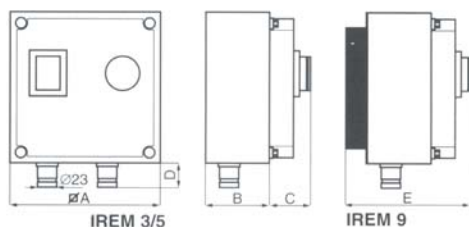
	Art. Nr.	A	B	C	D
TRD-C 20/30	22513	490	450	40	100
TRD-C 50/60	22514	655	615	40	100
TRD-C 80	22515	655	615	40	100



Drehzahlregler stufenlos

IREM. für 230V/50Hz, IRET. für 3 x 400V/50Hz

	Art. Nr.	A	B	C	D	E
IREM 3	12931	125	57	31	25	88
IREM 5	12932	125	57	31	25	88
IREM 9	12933	125	72	31	25	103
IRET 6	12934	175	78	27	30	108



Drehzahlregler 3-stufig

IRM.. für 230V/50Hz, IRT.. für 3 x 400V/50Hz

	Art. Nr.	A	B	C	D
IRM 30	12921	200	254	99	128
IRM 40	12922	236	315	128	157
IRT 15	12923	236	315	128	157
IRT 35	12924	236	315	128	157

